

Place	Laps	Time	Lap #	Time	Spd	Rider #	Rider Name	Age
<b>1</b>	<b>17</b>	<b>6:10:29</b>	17	22:07	18.34	12	Phil Orr	34
			16	22:28	18.05	12	Phil Orr	34
			15	22:50	17.76	12	Phil Orr	34
			14	22:10	18.30	12	Phil Orr	34
			13	22:09	18.31	12	Phil Orr	34
			12	22:05	18.37	12	Phil Orr	34
			11	22:15	18.23	12	Phil Orr	34
			10	21:41	18.71	12	Phil Orr	34
			9	22:23	18.12	12	Phil Orr	34
			8	21:29	18.88	12	Phil Orr	34
			7	21:36	18.78	12	Phil Orr	34
			6	21:30	18.87	12	Phil Orr	34
			5	22:01	18.42	12	Phil Orr	34
			4	21:42	18.69	12	Phil Orr	34
			3	21:07	19.21	12	Phil Orr	34
			2	20:05	20.20	12	Phil Orr	34
			1	20:51	19.45	12	Phil Orr	34
<b>2</b>	<b>16</b>	<b>6:00:37</b>	16	24:22	16.65	19	Troy Bailey	38
			15	22:17	18.20	19	Troy Bailey	38
			14	23:12	17.48	19	Troy Bailey	38
			13	23:55	16.96	19	Troy Bailey	38
			12	23:23	17.35	19	Troy Bailey	38
			11	23:35	17.20	19	Troy Bailey	38
			10	22:49	17.78	19	Troy Bailey	38
			9	23:05	17.57	19	Troy Bailey	38
			8	22:51	17.75	19	Troy Bailey	38
			7	23:03	17.60	19	Troy Bailey	38
			6	22:21	18.15	19	Troy Bailey	38
			5	22:01	18.42	19	Troy Bailey	38
			4	21:42	18.69	19	Troy Bailey	38
			3	21:03	19.27	19	Troy Bailey	38
			2	20:10	20.11	19	Troy Bailey	38
			1	20:48	19.50	19	Troy Bailey	38
<b>3</b>	<b>16</b>	<b>6:01:19</b>	16	24:00	16.90	405	Scott Chancellor	20
			15	23:07	17.55	405	Scott Chancellor	20
			14	22:57	17.67	405	Scott Chancellor	20
			13	23:22	17.36	405	Scott Chancellor	20
			12	23:30	17.26	405	Scott Chancellor	20
			11	24:14	16.74	405	Scott Chancellor	20
			10	23:06	17.56	405	Scott Chancellor	20
			9	23:02	17.61	405	Scott Chancellor	20
			8	22:02	18.41	405	Scott Chancellor	20
			7	22:03	18.39	405	Scott Chancellor	20
			6	22:05	18.37	405	Scott Chancellor	20
			5	22:05	18.37	405	Scott Chancellor	20
			4	21:51	18.56	405	Scott Chancellor	20
			3	21:45	18.65	405	Scott Chancellor	20
			2	21:12	19.13	405	Scott Chancellor	20
			1	20:58	19.34	405	Scott Chancellor	20

Place	Laps	Time	Lap #	Time	Spd	Rider #	Rider Name	Age			
<b>4</b>	<b>16</b>	<b>6:10:02</b>	16	24:50	16.33	431	Paul Randell	31			
			15	23:58	16.92	431	Paul Randell	31			
			14	24:38	16.47	431	Paul Randell	31			
			13	24:10	16.78	431	Paul Randell	31			
			12	24:39	16.45	431	Paul Randell	31			
			11	24:46	16.38	431	Paul Randell	31			
			10	24:04	16.85	431	Paul Randell	31			
			9	23:23	17.35	431	Paul Randell	31			
			8	22:50	17.76	431	Paul Randell	31			
			7	23:10	17.51	431	Paul Randell	31			
			6	22:28	18.05	431	Paul Randell	31			
			5	21:45	18.65	431	Paul Randell	31			
			4	21:58	18.46	431	Paul Randell	31			
			3	21:46	18.63	431	Paul Randell	31			
			2	20:43	19.58	431	Paul Randell	31			
			1	20:54	19.41	431	Paul Randell	31			
<b>5</b>	<b>16</b>	<b>6:22:07</b>	16	23:55	16.96	18	Sam Chancellor	23			
			15	24:37	16.48	18	Sam Chancellor	23			
			14	26:18	15.42	18	Sam Chancellor	23			
			13	25:53	15.67	18	Sam Chancellor	23			
			12	24:25	16.61	18	Sam Chancellor	23			
			11	24:41	16.43	18	Sam Chancellor	23			
			10	27:51	14.56	18	Sam Chancellor	23			
			9	27:50	14.57	18	Sam Chancellor	23			
			8	24:15	16.73	18	Sam Chancellor	23			
			7	22:28	18.05	18	Sam Chancellor	23			
			6	22:01	18.42	18	Sam Chancellor	23			
			5	22:05	18.37	18	Sam Chancellor	23			
			4	21:57	18.48	18	Sam Chancellor	23			
			3	21:40	18.72	18	Sam Chancellor	23			
			2	21:11	19.15	18	Sam Chancellor	23			
			1	21:00	19.31	18	Sam Chancellor	23			
<b>6</b>	<b>15</b>	<b>5:57:25</b>	15	26:24	15.36	437	Jesse Carlsson	31			
			14	26:31	15.30	437	Jesse Carlsson	31			
			13	24:20	16.67	437	Jesse Carlsson	31			
			12	24:18	16.69	437	Jesse Carlsson	31			
			11	24:18	16.69	437	Jesse Carlsson	31			
			10	24:51	16.32	437	Jesse Carlsson	31			
			9	24:12	16.76	437	Jesse Carlsson	31			
			8	23:41	17.13	437	Jesse Carlsson	31			
			7	23:05	17.57	437	Jesse Carlsson	31			
			6	22:52	17.74	437	Jesse Carlsson	31			
			5	22:44	17.84	437	Jesse Carlsson	31			
			4	22:55	17.70	437	Jesse Carlsson	31			
			3	22:58	17.66	437	Jesse Carlsson	31			
			2	22:32	18.00	437	Jesse Carlsson	31			
			1	21:44	18.66	437	Jesse Carlsson	31			

Place	Laps	Time	Lap #	Time	Spd	Rider #	Rider Name	Age
<b>7</b>	<b>15</b>	<b>5:59:11</b>	15	23:41	17.13	423	Matthew Zagorski	25
			14	24:36	16.49	423	Matthew Zagorski	25
			13	26:52	15.10	423	Matthew Zagorski	25
			12	26:39	15.22	423	Matthew Zagorski	25
			11	24:20	16.67	423	Matthew Zagorski	25
			10	24:54	16.29	423	Matthew Zagorski	25
			9	24:40	16.44	423	Matthew Zagorski	25
			8	23:58	16.92	423	Matthew Zagorski	25
			7	23:24	17.33	423	Matthew Zagorski	25
			6	22:36	17.95	423	Matthew Zagorski	25
			5	23:13	17.47	423	Matthew Zagorski	25
			4	23:05	17.57	423	Matthew Zagorski	25
			3	23:27	17.30	423	Matthew Zagorski	25
			2	22:36	17.95	423	Matthew Zagorski	25
			1	21:10	19.16	423	Matthew Zagorski	25
<b>8</b>	<b>15</b>	<b>5:59:22</b>	15	26:58	15.04	8	Brad Davies	39
			14	26:03	15.57	8	Brad Davies	39
			13	26:20	15.40	8	Brad Davies	39
			12	25:37	15.83	8	Brad Davies	39
			11	25:15	16.06	8	Brad Davies	39
			10	25:28	15.93	8	Brad Davies	39
			9	26:02	15.58	8	Brad Davies	39
			8	24:54	16.29	8	Brad Davies	39
			7	22:45	17.83	8	Brad Davies	39
			6	22:53	17.72	8	Brad Davies	39
			5	21:57	18.48	8	Brad Davies	39
			4	22:15	18.23	8	Brad Davies	39
			3	21:49	18.59	8	Brad Davies	39
			2	20:14	20.05	8	Brad Davies	39
			1	20:52	19.44	8	Brad Davies	39
<b>9</b>	<b>14</b>	<b>6:03:15</b>	14	29:53	13.57	2	Jarrold Quinn	26
			13	29:55	13.56	2	Jarrold Quinn	26
			12	28:10	14.40	2	Jarrold Quinn	26
			11	27:35	14.70	2	Jarrold Quinn	26
			10	29:15	13.87	2	Jarrold Quinn	26
			9	27:58	14.50	2	Jarrold Quinn	26
			8	26:32	15.29	2	Jarrold Quinn	26
			7	26:24	15.36	2	Jarrold Quinn	26
			6	25:19	16.02	2	Jarrold Quinn	26
			5	24:17	16.70	2	Jarrold Quinn	26
			4	22:36	17.95	2	Jarrold Quinn	26
			3	22:35	17.96	2	Jarrold Quinn	26
			2	21:50	18.58	2	Jarrold Quinn	26
			1	20:56	19.38	2	Jarrold Quinn	26

Place	Laps	Time	Lap #	Time	Spd	Rider #	Rider Name	Age
<b>10</b>	<b>14</b>	<b>6:05:16</b>	14	27:31	14.74	22	Peter Shaw	36
			13	27:38	14.68	22	Peter Shaw	36
			12	28:12	14.38	22	Peter Shaw	36
			11	27:55	14.53	22	Peter Shaw	36
			10	27:41	14.65	22	Peter Shaw	36
			9	27:18	14.86	22	Peter Shaw	36
			8	26:05	15.55	22	Peter Shaw	36
			7	25:44	15.76	22	Peter Shaw	36
			6	24:59	16.23	22	Peter Shaw	36
			5	25:37	15.83	22	Peter Shaw	36
			4	24:03	16.86	22	Peter Shaw	36
			3	25:13	16.08	22	Peter Shaw	36
			2	24:25	16.61	22	Peter Shaw	36
			1	22:55	17.70	22	Peter Shaw	36
			<b>11</b>	<b>14</b>	<b>6:09:17</b>	14	30:01	13.51
13	30:18	13.39				10	Tom Scott	18
12	29:05	13.95				10	Tom Scott	18
11	27:19	14.85				10	Tom Scott	18
10	26:56	15.06				10	Tom Scott	18
9	27:28	14.77				10	Tom Scott	18
8	25:32	15.89				10	Tom Scott	18
7	26:05	15.55				10	Tom Scott	18
6	25:44	15.76				10	Tom Scott	18
5	24:47	16.37				10	Tom Scott	18
4	24:08	16.81				10	Tom Scott	18
3	24:53	16.30				10	Tom Scott	18
2	23:57	16.94				10	Tom Scott	18
1	23:04	17.58				10	Tom Scott	18
<b>12</b>	<b>14</b>	<b>6:23:03</b>				14	26:14	15.46
			13	28:54	14.03	26	Stewie McKenzie	24
			12	28:59	13.99	26	Stewie McKenzie	24
			11	29:26	13.78	26	Stewie McKenzie	24
			10	28:38	14.17	26	Stewie McKenzie	24
			9	27:18	14.86	26	Stewie McKenzie	24
			8	28:02	14.47	26	Stewie McKenzie	24
			7	27:42	14.64	26	Stewie McKenzie	24
			6	28:00	14.49	26	Stewie McKenzie	24
			5	27:26	14.78	26	Stewie McKenzie	24
			4	26:27	15.33	26	Stewie McKenzie	24
			3	26:36	15.25	26	Stewie McKenzie	24
			2	25:44	15.76	26	Stewie McKenzie	24
			1	23:37	17.17	26	Stewie McKenzie	24


Place	Laps	Time	Lap #	Time	Spd	Rider #	Rider Name	Age
<b>13</b>	<b>13</b>	<b>6:07:02</b>	13	31:01	13.08	13	Richard Symes	38
			12	32:28	12.49	13	Richard Symes	38
			11	31:18	12.96	13	Richard Symes	38
			10	30:17	13.39	13	Richard Symes	38
			9	29:07	13.93	13	Richard Symes	38
			8	29:25	13.79	13	Richard Symes	38
			7	27:42	14.64	13	Richard Symes	38
			6	26:30	15.31	13	Richard Symes	38
			5	26:09	15.51	13	Richard Symes	38
			4	26:38	15.23	13	Richard Symes	38
			3	25:58	15.62	13	Richard Symes	38
			2	24:36	16.49	13	Richard Symes	38
			1	25:53	15.67	13	Richard Symes	38
<b>14</b>	<b>12</b>	<b>5:46:31</b>	12	33:58	11.94	17	Cameron Dickinson	30
			11	32:26	12.51	17	Cameron Dickinson	30
			10	29:48	13.61	17	Cameron Dickinson	30
			9	31:10	13.01	17	Cameron Dickinson	30
			8	38:36	10.51	17	Cameron Dickinson	30
			7	27:33	14.72	17	Cameron Dickinson	30
			6	26:50	15.12	17	Cameron Dickinson	30
			5	26:12	15.48	17	Cameron Dickinson	30
			4	25:59	15.61	17	Cameron Dickinson	30
			3	25:21	16.00	17	Cameron Dickinson	30
			2	24:25	16.61	17	Cameron Dickinson	30
			1	24:13	16.75	17	Cameron Dickinson	30
			<b>15</b>	<b>12</b>	<b>5:54:16</b>	12	31:31	12.87
11	33:00	12.29				23	Greg Ellis	29
10	31:03	13.06				23	Greg Ellis	29
9	29:29	13.76				23	Greg Ellis	29
8	29:16	13.86				23	Greg Ellis	29
7	27:51	14.56				23	Greg Ellis	29
6	27:43	14.63				23	Greg Ellis	29
5	28:05	14.44				23	Greg Ellis	29
4	31:27	12.90				23	Greg Ellis	29
3	29:29	13.76				23	Greg Ellis	29
2	27:45	14.62				23	Greg Ellis	29
1	27:37	14.69				23	Greg Ellis	29

Place	Laps	Time	Lap #	Time	Spd	Rider #	Rider Name	Age
<b>16</b>	<b>12</b>	<b>6:01:14</b>	12	37:49	10.73	444	Jiri Cech	38
			11	37:16	10.88	444	Jiri Cech	38
			10	33:55	11.96	444	Jiri Cech	38
			9	32:47	12.37	444	Jiri Cech	38
			8	29:38	13.69	444	Jiri Cech	38
			7	31:06	13.04	444	Jiri Cech	38
			6	27:55	14.53	444	Jiri Cech	38
			5	28:47	14.09	444	Jiri Cech	38
			4	26:40	15.21	444	Jiri Cech	38
			3	26:08	15.52	444	Jiri Cech	38
			2	25:11	16.11	444	Jiri Cech	38
			1	24:02	16.88	444	Jiri Cech	38
			<b>17</b>	<b>12</b>	<b>6:03:30</b>	12	36:56	10.98
11	46:13	8.78				412	Craig Lemon	37
10	38:21	10.58				412	Craig Lemon	37
9	31:43	12.79				412	Craig Lemon	37
8	27:23	14.81				412	Craig Lemon	37
7	28:01	14.48				412	Craig Lemon	37
6	27:24	14.80				412	Craig Lemon	37
5	26:27	15.33				412	Craig Lemon	37
4	25:57	15.63				412	Craig Lemon	37
3	25:57	15.63				412	Craig Lemon	37
2	24:56	16.27				412	Craig Lemon	37
1	24:12	16.76				412	Craig Lemon	37
<b>18</b>	<b>12</b>	<b>6:09:25</b>				12	29:12	13.89
			11	31:38	12.82	21	Stuart Morgan	39
			10	27:31	14.74	21	Stuart Morgan	39
			9	1:02:43	6.47	21	Stuart Morgan	39
			8	29:32	13.73	21	Stuart Morgan	39
			7	31:36	12.84	21	Stuart Morgan	39
			6	27:46	14.61	21	Stuart Morgan	39
			5	26:14	15.46	21	Stuart Morgan	39
			4	26:10	15.50	21	Stuart Morgan	39
			3	27:11	14.92	21	Stuart Morgan	39
			2	25:20	16.01	21	Stuart Morgan	39
			1	24:32	16.53	21	Stuart Morgan	39

Place	Laps	Time	Lap #	Time	Spd	Rider #	Rider Name	Age			
<b>19</b>	<b>12</b>	<b>6:21:36</b>	12	30:28	13.31	7	Daniel Vains	25			
			11	35:55	11.29	7	Daniel Vains	25			
			10	33:52	11.98	7	Daniel Vains	25			
			9	30:22	13.36	7	Daniel Vains	25			
			8	28:48	14.08	7	Daniel Vains	25			
			7	27:15	14.88	7	Daniel Vains	25			
			6	38:15	10.60	7	Daniel Vains	25			
			5	40:58	9.90	7	Daniel Vains	25			
			4	28:26	14.26	7	Daniel Vains	25			
			3	27:37	14.69	7	Daniel Vains	25			
			2	32:10	12.61	7	Daniel Vains	25			
			1	27:30	14.75	7	Daniel Vains	25			
			<b>20</b>	<b>11</b>	<b>5:48:09</b>	11	34:34	11.73	432	Matthew Turner	34
10	35:03	11.57				432	Matthew Turner	34			
9	35:31	11.42				432	Matthew Turner	34			
8	35:22	11.47				432	Matthew Turner	34			
7	32:32	12.47				432	Matthew Turner	34			
6	31:37	12.83				432	Matthew Turner	34			
5	29:34	13.72				432	Matthew Turner	34			
4	28:47	14.09				432	Matthew Turner	34			
3	29:25	13.79				432	Matthew Turner	34			
2	27:24	14.80				432	Matthew Turner	34			
1	28:20	14.32				432	Matthew Turner	34			
<b>21</b>	<b>11</b>	<b>5:55:56</b>				11	23:38	17.16	438	Matthew McCardle	36
						10	1:27:15	4.65	438	Matthew McCardle	36
			9	26:55	15.07	438	Matthew McCardle	36			
			8	37:32	10.81	438	Matthew McCardle	36			
			7	26:37	15.24	438	Matthew McCardle	36			
			6	27:50	14.57	438	Matthew McCardle	36			
			5	24:32	16.53	438	Matthew McCardle	36			
			4	25:02	16.20	438	Matthew McCardle	36			
			3	24:42	16.42	438	Matthew McCardle	36			
			2	23:56	16.95	438	Matthew McCardle	36			
			1	27:57	14.51	438	Matthew McCardle	36			








Place	Laps	Time	Lap #	Time	Spd	Rider #	Rider Name	Age
<b>28</b>	<b>8</b>	<b>4:02:11</b>	8	43:11	9.39	406	Adam Hargreave	23
			7	28:34	14.20	406	Adam Hargreave	23
			6	31:18	12.96	406	Adam Hargreave	23
			5	29:51	13.59	406	Adam Hargreave	23
			4	26:24	15.36	406	Adam Hargreave	23
			3	27:57	14.51	406	Adam Hargreave	23
			2	27:00	15.02	406	Adam Hargreave	23
			1	27:56	14.52	406	Adam Hargreave	23
<b>29</b>	<b>7</b>	<b>5:08:40</b>	7	1:08:37	5.91	9	Warwick McWaters	27
			6	53:39	7.56	9	Warwick McWaters	27
			5	49:45	8.15	9	Warwick McWaters	27
			4	38:13	10.61	9	Warwick McWaters	27
			3	34:00	11.93	9	Warwick McWaters	27
			2	31:00	13.08	9	Warwick McWaters	27
			1	33:26	12.13	9	Warwick McWaters	27
<b>30</b>	<b>7</b>	<b>5:47:58</b>	7	1:08:09	5.95	433	DC Cunningham	39
			6	1:19:50	5.08	433	DC Cunningham	39
			5	28:23	14.29	433	DC Cunningham	39
			4	26:53	15.09	433	DC Cunningham	39
			3	52:50	7.68	433	DC Cunningham	39
			2	24:39	16.45	433	DC Cunningham	39
			1	1:07:14	6.03	433	DC Cunningham	39






Place	Laps	Time	Lap #	Time	Spd	Rider #	Rider Name	Age
<b>1</b>	<b>13</b>	<b>6:25:31</b>	13	31:22	12.93	57	Prita Jobling-Baker	30
			12	30:03	13.50	57	Prita Jobling-Baker	30
			11	31:02	13.07	57	Prita Jobling-Baker	30
			10	31:33	12.86	57	Prita Jobling-Baker	30
			9	29:50	13.60	57	Prita Jobling-Baker	30
			8	30:44	13.20	57	Prita Jobling-Baker	30
			7	30:38	13.24	57	Prita Jobling-Baker	30
			6	29:55	13.56	57	Prita Jobling-Baker	30
			5	29:02	13.97	57	Prita Jobling-Baker	30
			4	29:02	13.97	57	Prita Jobling-Baker	30
			3	28:52	14.05	57	Prita Jobling-Baker	30
			2	27:33	14.72	57	Prita Jobling-Baker	30
			1	25:55	15.65	57	Prita Jobling-Baker	30
<b>2</b>	<b>12</b>	<b>6:09:15</b>	12	31:12	13.00	54	Anne Antrecht	27
			11	32:58	12.30	54	Anne Antrecht	27
			10	32:47	12.37	54	Anne Antrecht	27
			9	30:22	13.36	54	Anne Antrecht	27
			8	30:26	13.33	54	Anne Antrecht	27
			7	31:14	12.99	54	Anne Antrecht	27
			6	30:46	13.18	54	Anne Antrecht	27
			5	30:59	13.09	54	Anne Antrecht	27
			4	30:44	13.20	54	Anne Antrecht	27
			3	29:13	13.88	54	Anne Antrecht	27
			2	30:33	13.28	54	Anne Antrecht	27
			1	28:01	14.48	54	Anne Antrecht	27
<b>3</b>	<b>11</b>	<b>5:59:19</b>	11	32:07	12.63	53	Jac Connell	35
			10	31:51	12.73	53	Jac Connell	35
			9	31:55	12.71	53	Jac Connell	35
			8	32:05	12.64	53	Jac Connell	35
			7	35:13	11.52	53	Jac Connell	35
			6	35:57	11.28	53	Jac Connell	35
			5	33:48	12.00	53	Jac Connell	35
			4	34:23	11.80	53	Jac Connell	35
			3	33:10	12.23	53	Jac Connell	35
			2	30:51	13.15	53	Jac Connell	35
			1	27:59	14.49	53	Jac Connell	35




Place	Laps	Time	Lap #	Time	Spd	Rider #	Rider Name	Age
<b>1</b>	<b>15</b>	<b>6:21:38</b>	15	24:39	16.45	76	Dalen Court	-520
			14	25:06	16.16	76	Dalen Court	-520
			13	25:28	15.93	76	Dalen Court	-520
			12	25:25	15.96	76	Dalen Court	-520
			11	25:54	15.66	76	Dalen Court	-520
			10	25:51	15.69	76	Dalen Court	-520
			9	25:03	16.19	76	Dalen Court	-520
			8	26:31	15.30	76	Dalen Court	-520
			7	25:34	15.86	76	Dalen Court	-520
			6	24:48	16.35	76	Dalen Court	-520
			5	25:56	15.64	76	Dalen Court	-520
			4	26:14	15.46	76	Dalen Court	-520
			3	24:54	16.29	76	Dalen Court	-520
			2	25:12	16.10	76	Dalen Court	-520
			1	25:03	16.19	76	Dalen Court	-520
<b>2</b>	<b>14</b>	<b>6:27:17</b>	14	29:07	13.93	414	Barry McCormack	45
			13	30:20	13.37	414	Barry McCormack	45
			12	29:53	13.57	414	Barry McCormack	45
			11	30:34	13.27	414	Barry McCormack	45
			10	29:26	13.78	414	Barry McCormack	45
			9	27:58	14.50	414	Barry McCormack	45
			8	27:50	14.57	414	Barry McCormack	45
			7	27:53	14.55	414	Barry McCormack	45
			6	26:35	15.26	414	Barry McCormack	45
			5	26:36	15.25	414	Barry McCormack	45
			4	25:36	15.84	414	Barry McCormack	45
			3	25:52	15.68	414	Barry McCormack	45
			2	25:17	16.04	414	Barry McCormack	45
			1	24:20	16.67	414	Barry McCormack	45
			<b>3</b>	<b>13</b>	<b>6:15:14</b>	13	28:33	14.21
12	28:01	14.48				73	Richard Ferris	42
11	36:48	11.02				73	Richard Ferris	42
10	29:41	13.66				73	Richard Ferris	42
9	28:39	14.16				73	Richard Ferris	42
8	28:42	14.13				73	Richard Ferris	42
7	28:30	14.23				73	Richard Ferris	42
6	27:33	14.72				73	Richard Ferris	42
5	27:59	14.49				73	Richard Ferris	42
4	27:26	14.78				73	Richard Ferris	42
3	27:44	14.63				73	Richard Ferris	42
2	27:38	14.68				73	Richard Ferris	42
1	28:00	14.49				73	Richard Ferris	42

Place	Laps	Time	Lap #	Time	Spd	Rider #	Rider Name	Age
<b>4</b>	<b>13</b>	<b>6:27:19</b>	13	34:50	11.64	72	Norm Douglas	39
			12	34:09	11.88	72	Norm Douglas	39
			11	35:02	11.58	72	Norm Douglas	39
			10	32:28	12.49	72	Norm Douglas	39
			9	30:45	13.19	72	Norm Douglas	39
			8	30:34	13.27	72	Norm Douglas	39
			7	28:37	14.17	72	Norm Douglas	39
			6	28:49	14.08	72	Norm Douglas	39
			5	27:36	14.70	72	Norm Douglas	39
			4	27:07	14.96	72	Norm Douglas	39
			3	27:12	14.91	72	Norm Douglas	39
			2	25:54	15.66	72	Norm Douglas	39
			1	24:16	16.71	72	Norm Douglas	39
<b>5</b>	<b>12</b>	<b>5:57:35</b>	12	33:25	12.14	78	Craig Sinclair	48
			11	33:22	12.16	78	Craig Sinclair	48
			10	30:24	13.34	78	Craig Sinclair	48
			9	32:36	12.44	78	Craig Sinclair	48
			8	30:54	13.13	78	Craig Sinclair	48
			7	29:29	13.76	78	Craig Sinclair	48
			6	30:10	13.45	78	Craig Sinclair	48
			5	28:15	14.36	78	Craig Sinclair	48
			4	27:30	14.75	78	Craig Sinclair	48
			3	28:33	14.21	78	Craig Sinclair	48
			2	26:56	15.06	78	Craig Sinclair	48
			1	26:01	15.59	78	Craig Sinclair	48
<b>6</b>	<b>12</b>	<b>6:03:26</b>	12	38:14	10.61	79	John Harvey	48
			11	33:26	12.13	79	John Harvey	48
			10	32:29	12.49	79	John Harvey	48
			9	30:13	13.42	79	John Harvey	48
			8	28:34	14.20	79	John Harvey	48
			7	28:19	14.32	79	John Harvey	48
			6	28:47	14.09	79	John Harvey	48
			5	28:41	14.14	79	John Harvey	48
			4	28:09	14.41	79	John Harvey	48
			3	29:20	13.83	79	John Harvey	48
			2	29:07	13.93	79	John Harvey	48
1	28:07	14.43	79	John Harvey	48			




Place	Laps	Time	Lap #	Time	Spd	Rider #	Rider Name	Age
<b>7</b>	<b>12</b>	<b>6:07:20</b>	12	36:41	11.06	75	Duncan Harrison	43
			11	35:09	11.54	75	Duncan Harrison	43
			10	34:54	11.62	75	Duncan Harrison	43
			9	31:29	12.88	75	Duncan Harrison	43
			8	30:59	13.09	75	Duncan Harrison	43
			7	30:01	13.51	75	Duncan Harrison	43
			6	29:43	13.65	75	Duncan Harrison	43
			5	28:42	14.13	75	Duncan Harrison	43
			4	26:52	15.10	75	Duncan Harrison	43
			3	27:51	14.56	75	Duncan Harrison	43
			2	26:34	15.27	75	Duncan Harrison	43
			1	28:25	14.27	75	Duncan Harrison	43
			<b>8</b>	<b>10</b>	<b>6:15:04</b>	10	37:05	10.94
9	35:20	11.48				71	John Taylor	49
8	40:03	10.13				71	John Taylor	49
7	37:45	10.74				71	John Taylor	49
6	41:59	9.66				71	John Taylor	49
5	39:30	10.27				71	John Taylor	49
4	37:46	10.74				71	John Taylor	49
3	36:09	11.22				71	John Taylor	49
2	35:20	11.48				71	John Taylor	49
1	34:07	11.89				71	John Taylor	49
<b>9</b>	<b>2</b>	<b>1:07:09</b>	2	34:01	11.92	74	David Jupp	42
			1	33:08	12.24	74	David Jupp	42



Place	Laps	Time	Lap #	Time	Spd	Rider #	Rider Name	Age
<b>1</b>	<b>19</b>	<b>6:15:24</b>	19	19:36	20.69	419	Paul Van der Ploeg	20
			18	21:31	18.85	420	Jack Lamshed	26
			17	21:36	18.78	420	Jack Lamshed	26
			16	19:51	20.43	419	Paul Van der Ploeg	20
			15	18:52	21.50	419	Paul Van der Ploeg	20
			14	21:04	19.25	420	Jack Lamshed	26
			13	20:59	19.33	420	Jack Lamshed	26
			12	19:17	21.03	419	Paul Van der Ploeg	20
			11	19:31	20.78	419	Paul Van der Ploeg	20
			10	20:41	19.61	420	Jack Lamshed	26
			9	19:47	20.50	420	Jack Lamshed	26
			8	18:43	21.67	419	Paul Van der Ploeg	20
			7	18:54	21.46	419	Paul Van der Ploeg	20
			6	20:27	19.83	420	Jack Lamshed	26
			5	19:48	20.48	420	Jack Lamshed	26
			4	19:13	21.11	419	Paul Van der Ploeg	20
			3	18:01	22.51	419	Paul Van der Ploeg	20
			2	19:06	21.24	420	Jack Lamshed	26
			1	18:27	21.98	419	Paul Van der Ploeg	20
<hr/>								
<b>2</b>	<b>18</b>	<b>6:05:19</b>	18	21:40	18.72	402	Robbie Hucker	19
			17	20:51	19.45	400	Jarro Moroni	28
			16	20:49	19.48	402	Robbie Hucker	19
			15	19:42	20.59	400	Jarro Moroni	28
			14	19:09	21.18	402	Robbie Hucker	19
			13	19:38	20.66	400	Jarro Moroni	28
			12	18:41	21.71	402	Robbie Hucker	19
			11	20:00	20.28	400	Jarro Moroni	28
			10	20:06	20.18	402	Robbie Hucker	19
			9	19:42	20.59	400	Jarro Moroni	28
			8	19:32	20.76	402	Robbie Hucker	19
			7	20:08	20.15	400	Jarro Moroni	28
			6	19:38	20.66	402	Robbie Hucker	19
			5	19:31	20.78	402	Robbie Hucker	19
			4	21:23	18.97	400	Jarro Moroni	28
			3	20:31	19.77	400	Jarro Moroni	28
			2	20:00	20.28	402	Robbie Hucker	19
1	24:18	16.69	402	Robbie Hucker	19			
<hr/>								
<b>3</b>	<b>17</b>	<b>6:05:49</b>	17	21:34	18.81	108	Brett Henderson	36
			16	21:25	18.94	107	Daniel Skerry	38
			15	21:21	19.00	108	Brett Henderson	36
			14	21:30	18.87	108	Brett Henderson	36
			13	21:57	18.48	107	Daniel Skerry	38
			12	20:20	19.95	108	Brett Henderson	36
			11	21:40	18.72	107	Daniel Skerry	38
			10	20:22	19.91	108	Brett Henderson	36
			9	22:22	18.13	107	Daniel Skerry	38
			8	20:12	20.08	108	Brett Henderson	36
			7	21:51	18.56	107	Daniel Skerry	38
			6	21:00	19.31	108	Brett Henderson	36
			5	22:26	18.08	107	Daniel Skerry	38
			4	21:05	19.24	108	Brett Henderson	36
			3	22:44	17.84	107	Daniel Skerry	38
			2	21:23	18.97	108	Brett Henderson	36
			1	22:37	17.93	107	Daniel Skerry	38
<hr/>								

Place	Laps	Time	Lap #	Time	Spd	Rider #	Rider Name	Age			
<b>4</b>	<b>17</b>	<b>6:11:22</b>	17	22:59	17.65	111	Ash Harvey	19			
			16	19:38	20.66	110	Josh Fleming	35			
			15	20:23	19.90	110	Josh Fleming	35			
			14	25:25	15.96	111	Ash Harvey	19			
			13	24:13	16.75	111	Ash Harvey	19			
			12	21:06	19.22	110	Josh Fleming	35			
			11	20:22	19.91	110	Josh Fleming	35			
			10	24:34	16.51	111	Ash Harvey	19			
			9	22:52	17.74	111	Ash Harvey	19			
			8	20:52	19.44	110	Josh Fleming	35			
			7	20:46	19.53	110	Josh Fleming	35			
			6	20:35	19.71	110	Josh Fleming	35			
			5	23:59	16.91	111	Ash Harvey	19			
			4	22:43	17.85	111	Ash Harvey	19			
			3	21:29	18.88	110	Josh Fleming	35			
			2	19:58	20.31	110	Josh Fleming	35			
			1	19:28	20.84	110	Josh Fleming	35			
			<b>5</b>	<b>16</b>	<b>6:15:02</b>	16	24:30	16.56	101	Brett Buckland	27
15	24:07	16.82				102	Garron Buckland	49			
14	23:41	17.13				101	Brett Buckland	27			
13	23:39	17.15				101	Brett Buckland	27			
12	23:45	17.08				102	Garron Buckland	49			
11	24:16	16.71				102	Garron Buckland	49			
10	23:21	17.37				101	Brett Buckland	27			
9	22:47	17.80				101	Brett Buckland	27			
8	23:47	17.05				102	Garron Buckland	49			
7	22:39	17.91				102	Garron Buckland	49			
6	22:20	18.16				101	Brett Buckland	27			
5	22:23	18.12				101	Brett Buckland	27			
4	24:57	16.26				102	Garron Buckland	49			
3	24:09	16.80				102	Garron Buckland	49			
2	21:36	18.78				101	Brett Buckland	27			
1	23:05	17.57				102	Garron Buckland	49			
<b>6</b>	<b>16</b>	<b>6:22:09</b>	16	24:03	16.86	104	Glenn McIlroy	45			
			15	27:13	14.90	103	Brent Britton	34			
			14	24:26	16.60	104	Glenn McIlroy	45			
			13	25:16	16.05	103	Brent Britton	34			
			12	23:52	16.99	104	Glenn McIlroy	45			
			11	24:10	16.78	103	Brent Britton	34			
			10	23:40	17.14	104	Glenn McIlroy	45			
			9	24:44	16.40	103	Brent Britton	34			
			8	23:17	17.42	104	Glenn McIlroy	45			
			7	22:56	17.69	103	Brent Britton	34			
			6	23:28	17.28	104	Glenn McIlroy	45			
			5	24:11	16.77	103	Brent Britton	34			
			4	23:26	17.31	104	Glenn McIlroy	45			
			3	23:02	17.61	103	Brent Britton	34			
2	22:05	18.37	104	Glenn McIlroy	45						
1	22:20	18.16	103	Brent Britton	34						



Place	Laps	Time	Lap #	Time	Spd	Rider #	Rider Name	Age
<b>7</b>	<b>15</b>	<b>6:05:47</b>	15	26:11	15.49	113	Rob Vandenberg	
			14	21:44	18.66	112	Stephen VanDyke	28
			13	25:15	16.06	113	Rob Vandenberg	
			12	26:11	15.49	113	Rob Vandenberg	
			11	21:07	19.21	112	Stephen VanDyke	28
			10	22:15	18.23	112	Stephen VanDyke	28
			9	25:08	16.14	113	Rob Vandenberg	
			8	23:54	16.97	113	Rob Vandenberg	
			7	21:09	19.18	112	Stephen VanDyke	28
			6	21:01	19.30	112	Stephen VanDyke	28
			5	23:23	17.35	113	Rob Vandenberg	
			4	22:44	17.84	113	Rob Vandenberg	
			3	21:57	18.48	112	Stephen VanDyke	28
			2	42:59	9.44	112	Stephen VanDyke	28
			1	20:49	19.48	112	Stephen VanDyke	28
<b>8</b>	<b>11</b>	<b>5:37:41</b>	11	26:23	15.37	407	Philip Bickerdike	29
			10	25:11	16.11	407	Philip Bickerdike	29
			9	44:15	9.17	410	Wayne Bickerdike	58
			8	24:47	16.37	407	Philip Bickerdike	29
			7	23:50	17.02	407	Philip Bickerdike	29
			6	40:41	9.97	410	Wayne Bickerdike	58
			5	25:23	15.98	407	Philip Bickerdike	29
			4	42:24	9.57	410	Wayne Bickerdike	58
			3	26:01	15.59	407	Philip Bickerdike	29
			2	35:07	11.55	410	Wayne Bickerdike	58
			1	23:39	17.15	407	Philip Bickerdike	29
<b>9</b>	<b>4</b>	<b>3:00:49</b>	4	47:26	8.55	106	Peter Andrews	29
			3	40:46	9.95	105	Russell Easter	29
			2	54:55	7.39	106	Peter Andrews	29
			1	37:42	10.76	105	Russell Easter	29

**Total Rush Pink**

**Father n Son**

**Finish liners**



Place	Laps	Time	Lap #	Time	Spd	Rider #	Rider Name	Age
<b>1</b>	<b>15</b>	<b>6:00:23</b>	15	30:34	13.27	194	Lysh Humphry	29
			14	21:51	18.56	195	Joel Read	30
			13	21:44	18.66	195	Joel Read	30
			12	21:05	19.24	195	Joel Read	30
			11	35:58	11.28	194	Lysh Humphry	29
			10	21:47	18.62	195	Joel Read	30
			9	20:58	19.34	195	Joel Read	30
			8	20:51	19.45	195	Joel Read	30
			7	32:28	12.49	194	Lysh Humphry	29
			6	21:07	19.21	195	Joel Read	30
			5	20:40	19.63	195	Joel Read	30
			4	20:17	20.00	195	Joel Read	30
			3	31:48	12.75	194	Lysh Humphry	29
			2	20:03	20.23	195	Joel Read	30
			1	19:12	21.13	195	Joel Read	30
<b>2</b>	<b>15</b>	<b>6:22:05</b>	15	31:34	12.85	192	Shelley McColl	35
			14	22:22	18.13	193	Tim McColl	41
			13	30:15	13.41	192	Shelley McColl	35
			12	22:46	17.82	193	Tim McColl	41
			11	22:51	17.75	193	Tim McColl	41
			10	30:08	13.46	192	Shelley McColl	35
			9	29:23	13.80	192	Shelley McColl	35
			8	22:43	17.85	193	Tim McColl	41
			7	21:54	18.52	193	Tim McColl	41
			6	30:53	13.13	192	Shelley McColl	35
			5	22:31	18.01	193	Tim McColl	41
			4	21:52	18.55	193	Tim McColl	41
			3	30:48	13.17	192	Shelley McColl	35
			2	21:10	19.16	193	Tim McColl	41
			1	20:55	19.39	193	Tim McColl	41
<b>3</b>	<b>14</b>	<b>6:01:52</b>	14	21:15	19.09	186	Ben May	28
			13	31:46	12.77	187	Rishi Fox	30
			12	22:27	18.07	186	Ben May	28
			11	32:05	12.64	187	Rishi Fox	30
			10	21:55	18.51	186	Ben May	28
			9	32:37	12.44	187	Rishi Fox	30
			8	22:25	18.09	186	Ben May	28
			7	21:35	18.79	186	Ben May	28
			6	30:56	13.11	187	Rishi Fox	30
			5	21:27	18.91	186	Ben May	28
			4	30:37	13.25	187	Rishi Fox	30
			3	21:15	19.09	186	Ben May	28
			2	30:19	13.38	187	Rishi Fox	30
			1	21:13	19.12	186	Ben May	28

**Why run when you can ride**

**Team McColl**

**Milk was a Bad Idea**




Place	Laps	Time	Lap #	Time	Spd	Rider #	Rider Name	Age
<b>7</b>	<b>11</b>	<b>6:05:53</b>	11	34:55	11.62	191	Stephen Johnson	51
			10	38:07	10.64	190	Meg Lawson	42
			9	32:38	12.43	191	Stephen Johnson	51
			8	29:15	13.87	191	Stephen Johnson	51
			7	40:08	10.11	190	Meg Lawson	42
			6	29:24	13.80	191	Stephen Johnson	51
			5	28:23	14.29	191	Stephen Johnson	51
			4	37:56	10.69	190	Meg Lawson	42
			3	27:56	14.52	191	Stephen Johnson	51
			2	39:18	10.32	190	Meg Lawson	42
			1	27:53	14.55	191	Stephen Johnson	51
<b>8</b>	<b>10</b>	<b>5:45:00</b>	10	32:03	12.66	172	Andrew Spencer	35
			9	56:35	7.17	172	Andrew Spencer	35
			8	28:27	14.26	172	Andrew Spencer	35
			7	41:37	9.75	172	Andrew Spencer	35
			6	39:08	10.36	171	Lucy Groenhart	26
			5	26:46	15.15	172	Andrew Spencer	35
			4	28:48	14.08	172	Andrew Spencer	35
			3	40:14	10.08	171	Lucy Groenhart	26
			2	25:50	15.70	172	Andrew Spencer	35
			1	25:32	15.89	172	Andrew Spencer	35
<b>9</b>	<b>9</b>	<b>4:23:47</b>	9	29:36	13.70	426	Jodie Tester	29
			8	32:45	12.38	425	Cameron Lester	38
			7	32:37	12.44	426	Jodie Tester	29
			6	30:29	13.31	426	Jodie Tester	29
			5	27:52	14.56	426	Jodie Tester	29
			4	23:58	16.92	426	Jodie Tester	29
			3	37:40	10.77	426	Jodie Tester	29
			2	27:39	14.67	426	Jodie Tester	29
			1	21:11	19.15	425	Cameron Lester	38

**Riders of Mass Obstruction**

**Andrew and Lucy**

**Wahtever**






Place	Laps	Time	Lap #	Time	Spd	Rider #	Rider Name	Age
<b>1</b>	<b>16</b>	<b>6:04:02</b>	16	22:45	17.83	304	Mark Van Der Ploeg	24
			15	25:55	15.65	305	Gerry Van Der Ploeg	63
			14	24:32	16.53	305	Gerry Van Der Ploeg	63
			13	23:02	17.61	307	Daniel Van Der Ploeg	26
			12	21:40	18.72	307	Daniel Van Der Ploeg	26
			11	23:09	17.52	304	Mark Van Der Ploeg	24
			10	21:20	19.01	304	Mark Van Der Ploeg	24
			9	25:07	16.15	305	Gerry Van Der Ploeg	63
			8	24:47	16.37	305	Gerry Van Der Ploeg	63
			7	22:41	17.88	307	Daniel Van Der Ploeg	26
			6	21:24	18.95	307	Daniel Van Der Ploeg	26
			5	21:08	19.19	304	Mark Van Der Ploeg	24
			4	21:24	18.95	304	Mark Van Der Ploeg	24
			3	24:48	16.35	305	Gerry Van Der Ploeg	63
			2	21:22	18.98	307	Daniel Van Der Ploeg	26
			1	18:58	21.38	304	Mark Van Der Ploeg	24
<b>2</b>	<b>15</b>	<b>6:18:18</b>	15	26:37	15.24	443	Nathan McIntosh	26
			14	24:57	16.26	442	Adam Rands	26
			13	23:12	17.48	441	Liam O'Neil	25
			12	26:49	15.12	443	Nathan McIntosh	26
			11	25:06	16.16	442	Adam Rands	26
			10	22:55	17.70	441	Liam O'Neil	25
			9	25:46	15.74	443	Nathan McIntosh	26
			8	25:02	16.20	442	Adam Rands	26
			7	23:53	16.98	441	Liam O'Neil	25
			6	26:10	15.50	443	Nathan McIntosh	26
			5	26:12	15.48	442	Adam Rands	26
			4	22:54	17.71	441	Liam O'Neil	25
			3	28:33	14.21	443	Nathan McIntosh	26
			2	26:16	15.44	442	Adam Rands	26
			1	23:56	16.95	441	Liam O'Neil	25
<b>3</b>	<b>15</b>	<b>6:26:39</b>	15	30:45	13.19	311	Frederico Panise	30
			14	23:41	17.13	309	Matthew Betts	38
			13	23:57	16.94	310	Bernie McArdle	56
			12	30:07	13.47	311	Frederico Panise	30
			11	23:52	16.99	309	Matthew Betts	38
			10	23:42	17.11	310	Bernie McArdle	56
			9	28:54	14.03	311	Frederico Panise	30
			8	24:07	16.82	309	Matthew Betts	38
			7	24:08	16.81	310	Bernie McArdle	56
			6	28:11	14.39	311	Frederico Panise	30
			5	23:49	17.03	309	Matthew Betts	38
			4	23:49	17.03	310	Bernie McArdle	56
			3	29:42	13.66	311	Frederico Panise	30
			2	24:15	16.73	309	Matthew Betts	38
			1	23:40	17.14	310	Bernie McArdle	56

**The Van Der Band**

**Late Arrivals**

**Weekend at Bernies**




# Triples Men

## 2010 Mt Beauty 6Hr Final 20 Laps

Place	Laps	Time	Lap #	Time	Spd	Rider #	Rider Name	Age
<b>4</b>	<b>13</b>	<b>6:05:44</b>	13	27:39	14.67	315	Matt Chable	32
			12	31:06	13.04	312	Hans Werner	56
			11	27:13	14.90	314	Kahn Franke	57
			10	24:06	16.83	314	Kahn Franke	57
			9	27:29	14.76	315	Matt Chable	32
			8	31:38	12.82	312	Hans Werner	56
			7	30:08	13.46	312	Hans Werner	56
			6	27:28	14.77	315	Matt Chable	32
			5	25:12	16.10	314	Kahn Franke	57
			4	25:12	16.10	314	Kahn Franke	57
			3	28:25	14.27	315	Matt Chable	32
			2	30:35	13.26	312	Hans Werner	56
			1	29:33	13.73	312	Hans Werner	56

**Werner Wheezers**



# Triples Mixed

## 2010 Mt Beauty 6Hr Final 20 Laps

Place	Laps	Time	Lap #	Time	Spd	Rider #	Rider Name	Age
<b>1</b>	<b>11</b>	<b>6:18:11</b>	11	35:41	11.37	436	Oliver Dorien	15
			10	30:36	13.25	436	Oliver Dorien	15
			9	35:51	11.31	435	Andrew Bucknell	39
			8	27:03	14.99	436	Oliver Dorien	15
			7	50:54	7.97	434	Sue McDonough	50
			6	32:45	12.38	435	Andrew Bucknell	39
			5	26:22	15.38	436	Oliver Dorien	15
			4	26:47	15.14	436	Oliver Dorien	15
			3	48:51	8.30	434	Sue McDonough	50
			2	34:52	11.63	435	Andrew Bucknell	39
			1	28:29	14.24	436	Oliver Dorien	15

**Leftover Wheezers**

Place	Laps	Time	Lap #	Time	Spd	Rider #	Rider Name	Age
<b>1</b>	<b>16</b>	<b>6:07:47</b>	16	22:49	17.78	358	Mario Sciavarrello	44
			15	23:22	17.36	356	Bruce Dickey	59
			14	23:09	17.52	357	Chris Haydon	
			13	22:06	18.35	358	Mario Sciavarrello	44
			12	23:18	17.41	356	Bruce Dickey	59
			11	23:23	17.35	357	Chris Haydon	
			10	22:22	18.13	358	Mario Sciavarrello	44
			9	23:13	17.47	356	Bruce Dickey	59
			8	22:33	17.99	357	Chris Haydon	
			7	22:22	18.13	358	Mario Sciavarrello	44
			6	22:49	17.78	356	Bruce Dickey	59
			5	23:28	17.28	357	Chris Haydon	
			4	23:02	17.61	358	Mario Sciavarrello	44
			3	24:10	16.78	356	Bruce Dickey	59
			2	23:07	17.55	357	Chris Haydon	
			1	22:34	17.97	358	Mario Sciavarrello	44
<b>2</b>	<b>15</b>	<b>6:10:06</b>	15	29:03	13.96	360	Murray Willet	58
			14	23:39	17.15	361	Ron McCulloch	59
			13	22:48	17.79	359	Garry Lewis	55
			12	28:43	14.12	360	Murray Willet	58
			11	22:56	17.69	361	Ron McCulloch	59
			10	23:19	17.40	359	Garry Lewis	55
			9	27:40	14.66	360	Murray Willet	58
			8	22:39	17.91	361	Ron McCulloch	59
			7	23:08	17.53	359	Garry Lewis	55
			6	27:37	14.69	360	Murray Willet	58
			5	22:33	17.99	361	Ron McCulloch	59
			4	23:05	17.57	359	Garry Lewis	55
			3	27:47	14.60	360	Murray Willet	58
			2	22:31	18.01	361	Ron McCulloch	59
			1	22:38	17.92	359	Garry Lewis	55
<b>3</b>	<b>14</b>	<b>6:07:35</b>	14	26:42	15.19	363	Mal Doreian	51
			13	26:52	15.10	365	Kevin Greg-Rowan	44
			12	27:43	14.63	364	Nick Gaynor	52
			11	25:16	16.05	363	Mal Doreian	51
			10	25:27	15.94	365	Kevin Greg-Rowan	44
			9	27:35	14.70	364	Nick Gaynor	52
			8	25:42	15.78	363	Mal Doreian	51
			7	25:02	16.20	365	Kevin Greg-Rowan	44
			6	27:18	14.86	364	Nick Gaynor	52
			5	26:05	15.55	363	Mal Doreian	51
			4	24:59	16.23	365	Kevin Greg-Rowan	44
			3	27:54	14.54	364	Nick Gaynor	52
			2	25:44	15.76	363	Mal Doreian	51
			1	25:16	16.05	365	Kevin Greg-Rowan	44

**neenan ekbo confederacy**
**RMG**
**Wheezers**

Place	Laps	Time	Lap #	Time	Spd	Rider #	Rider Name	Age
<b>4</b>	<b>13</b>	<b>6:30:48</b>	13	36:23	11.15	428	Paul Dietze	44
			12	24:57	16.26	428	Paul Dietze	44
			11	25:58	15.62	427	Mark Stoove	40
			10	36:06	11.24	429	Peter Norbury	52
			9	24:20	16.67	428	Paul Dietze	44
			8	25:42	15.78	427	Mark Stoove	40
			7	38:31	10.53	429	Peter Norbury	52
			6	25:00	16.22	428	Paul Dietze	44
			5	27:20	14.84	427	Mark Stoove	40
			4	37:41	10.76	429	Peter Norbury	52
			3	25:31	15.90	428	Paul Dietze	44
			2	27:32	14.73	427	Mark Stoove	40
			1	35:47	11.33	429	Peter Norbury	52
<b>5</b>	<b>12</b>	<b>6:05:28</b>	12	39:48	10.19	353	Christine Flowers	52
			11	40:20	10.06	352	Graeme Smith	52
			10	27:00	15.02	351	Stephen Down	42
			9	28:58	14.00	352	Graeme Smith	52
			8	27:54	14.54	352	Graeme Smith	52
			7	37:06	10.93	353	Christine Flowers	52
			6	24:17	16.70	351	Stephen Down	42
			5	24:17	16.70	351	Stephen Down	42
			4	29:11	13.90	352	Graeme Smith	52
			3	27:02	15.00	352	Graeme Smith	52
			2	23:50	17.02	351	Stephen Down	42
			1	35:45	11.35	353	Christine Flowers	52

**Wheezer B**

**MTB Park for Yarra Bends**